
Using this Manual

Purpose

This manual contains information necessary to test, calibrate and service:

- HP DesignJet 700 plotters (models C4705A and C4706A)
- HP DesignJet 750C plotters (models C3195A and C3196A)
- HP DesignJet 750C Plus plotters (models C4708A and C4709A)
- HP DesignJet 755CM printers (models C3198A and C3198B)

For information about using these plotters/printers, refer to the corresponding user and quick-reference guides.

Readership

The procedures described in this manual are to be performed by HP-certified service personnel only.

Training


The HP ongoing training course CEV2-TIJ provides training for HP Customer Engineers and Authorized Dealers, on servicing the complete HP DesignJet series of large-format, thermal-inkjet plotters.


Part Numbers

Part numbers for plotter options, accessories and service parts are located in chapter 10.

Conventions


This manual contains information for the monochrome HP DesignJet 700 plotters, the color HP DesignJet 750C and 750C Plus plotters and the color HP DesignJet 755CM printers. To highlight the differences between the various plotters/printers the following symbols will be used in the left margin:

 This symbol indicates the information specific only to a particular plotter/printer. The symbol will contain the name(s) of the plotter(s) that it is referring to.

 Example: This text is applicable only to the HP DesignJet 750C Plus.

All other information not marked by these symbols is applicable to all plotters.

The term **D/A1-size plotters** refers generically to models C4705A, C3195A and C4708A
The term **E/A0-size plotters** refers generically to models C4706A, C3196A, C4709A, C3198A and C3198B.

A small arrow  is used to indicate other parts of the Service Manual or User's Guide where you can find information related to the topic you are consulting.